


Going to school...

- Wait quietly for the school bus in the designated place. Stand as far away from the road edge as you can.
- Wait until the bus has stopped before you walk to the door in a single line. **DO NOT PUSH OTHERS.**
- Let the younger person go first.





On the bus...

- Sit down quickly and put your bag under the seat or on your knees (clear of the aisle).
- Sit in your seat until the bus has stopped.
- Listen to any instructions from the bus driver and/or the bus warden.
- If you have to stand, place your bag on the floor and hold on to a seat back or handrail.
- Always stay behind the driver.
- Avoid distracting the driver by keeping quiet and sitting back sensibly.

Going home...

- Get off the bus carefully, **DO NOT PUSH OTHERS.**
- On public transport get off the bus through the front door where possible.
- After getting off the bus **WAIT** as far away from the edge of the road as you can until the bus has moved away.
- If you need to cross the road wait until the bus has moved away a distance of at least **TWO POWER POLES** or until you can see up and down the road clearly. Always use the kerb drill to cross.



Kerb drill

1. Find a safe place to cross.
2. Stop one step back from the kerb (practise this by walking to the kerb and taking one step back).
3. Look and listen for traffic wherever it may come from.
4. If there is traffic coming, wait until it has passed, then look and listen for traffic again.
5. When there is no traffic coming walk quickly straight across the road, looking each way for traffic.